

The Bear Market Field Guide

July 2022

Enduring wisdom on how to approach bear markets

There is nothing enjoyable about market corrections and/or recessions. They create fear, anxiety and uncertainty, potentially requiring a change in plans - like reduced spending in retirement or an unanticipated job search. Perspective can go a long way to successfully navigating these periods, uncomfortable and difficult as they may be. Outlined below is some enduring wisdom we can share having invested through bear markets and as students of history.

Corrections, bear markets and recessions are normal things

Volatility is an unfortunate but necessary evil in markets. Opportunity and volatility are irrevocably linked because without volatility, there would be no opportunity in investing. A similar comment can be made regarding recessions. They can both help reset expectations that become unreasonable at times and remove highly speculative (and often unproductive) activities that do not contribute to growing the economy. Reminding ourselves that these periods are normal and even healthy helps build perspective that such events can create as much opportunity as they do concern.

Frequency of Market Events Since 1950

Environment	-5% or more	-10% or more	-15% or more	-20% or more	Recession ¹
Average Frequency	About three times per year	About once per year	About once every three years	About once every six years	About every six and half years
Average Length	43 days	109 days	251 days	370 days	317 days

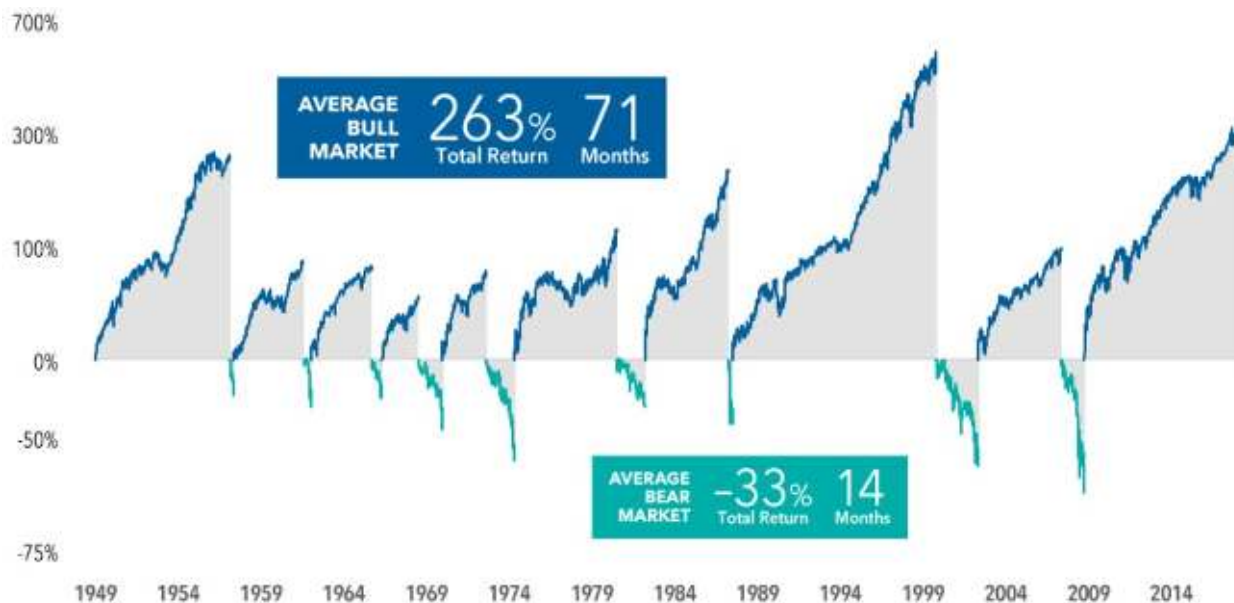
Source: Capital Group. 1) National Bureau of Economic Research as May 2022

Recessions and corrections are points in time, while wealth-creating bull markets happen over time

Markets have been incredible creators of wealth over time. Below we demonstrate not just the frequency of bull versus bear markets, but the disproportionate outcomes skewed towards the positive. The total return of bull markets over time has been nearly 8x the drawdown of bear markets and have persisted over 5x as long.

It is also worth noting that these returns happened over a period in which the U.S. was engaged in four wars (Korean, Vietnam, Persian Gulf and the War on Terror), a Presidential assassination, Civil Rights riots, stagflation, higher interest rates, lower interest rates, multiple recessions, etc. The resilience of wealth creation builds context for the period in which we live now and how it may feel volatile or unprecedented. It is not unprecedented, and this too shall pass.

Bull Markets Happen Over Time, Bear Markets Are Points In Time



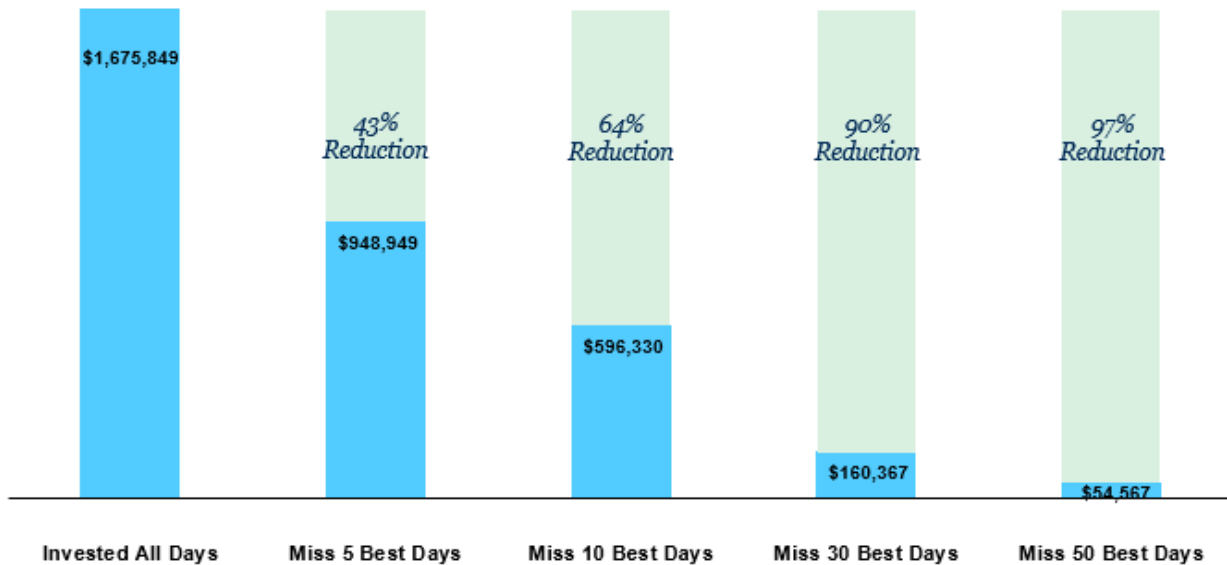
Source: Capital Group, RIMES, Standard & Poor's. As of December 31, 2018. Bear markets are peak-to-trough price declines of 20% or more in the S&P 500. Bull markets are all other periods. Returns are shown on a logarithmic scale.

Market Timing: Getting it right is hard and getting it wrong is costly

Market timing requires three things to get it right: correctly timing the sell, doing it in a large enough size that it matters and correctly timing the buy on the way back in. Timing “buys and sells” is difficult because it involves having the fact pattern right and the appropriate market reaction to execute it consistently. As an analogue to why this is so hard, let's pretend it is 2019. You are told that next year the U.S. economy will go into a recession, unemployment will be high, large sections of the country will be shut down and over 300 thousand people in the U.S. will die from a pandemic not seen in modern times. Not only is that set of facts nearly unknowable ahead of time, but even fewer would look at that information and predict the market would end the year up 19 percent.

Moreover, the cost of market timing can be high when you get it wrong. As shown below, missing just a few of the best trading days can have a material impact on the overall return of the portfolio. Additionally, the vast majority of the best days in the market happen during market pullbacks. At the times it is most tempting to make a move, it may also be the most dangerous time to do it.

Missing the Best Days in the Market

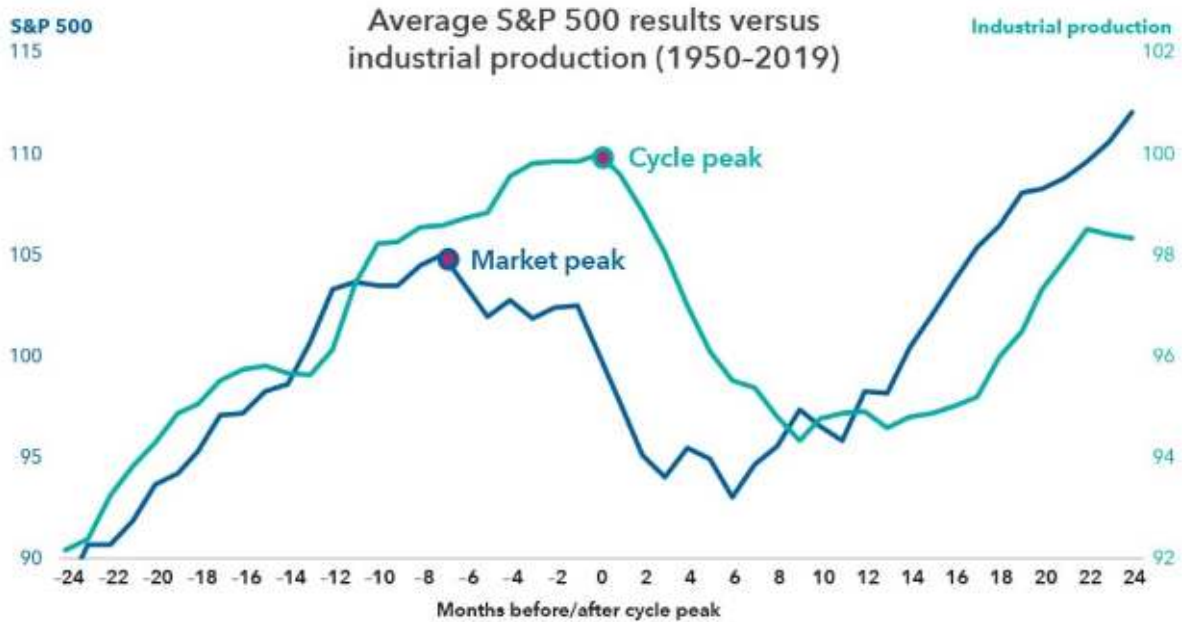


Source: Morningstar. Hypothetical Growth of \$10,000 invested in the S&P 500 index (TR) from January 1, 1980 to December 31, 2021

Recession Obsession: Don't focus too much on the wrong thing

In periods of market volatility, investors' gazes often turn to judging whether a recession will occur. Recession-seeking may be a red herring when it comes to investing. Markets attempt to look forward to predict the future while economic data is inherently backward looking. On average since 1950, markets have peaked seven months prior to an economic peak and bottomed three months before the economy began growing again. While a recession may help provide context around the potential depth or length of a pullback, it may not be the most helpful focus point for market outcomes.

Average S&P 500 Return vs Industrial Production



Source: Capital Group. 1950 - 2019

Investing on emotion may feel right at the time, but is less likely to be a profitable approach

As humans we are hardwired to act, especially when we feel uncomfortable. After all, both fight and flight are responses. Thus, we find it hard to “do nothing.” One of our best proxies for feelings in the market is consumer sentiment. When sentiment is low, investors are pessimistic and the innate feeling to act is high. If sentiment is high, investors are optimistic about the future. However, if we look back at how profitable feelings are, we quickly learn that following our gut may not be the most beneficial approach. In fact, investing when things feel the worst on average has been 6x more successful than the opposite.

Returns of the S&P 500 Based on Investor Sentiment



Source: JPMorgan January 1970 – May 2022

In times of plenty, investors often lose sight of basic building blocks of well-allocated portfolios. Fear of missing out when markets run up is a powerful motivator. We believe the following are elements of a more optimal approach for long-term success:

1. **Stay Diversified** – Diversification is an admittance of not knowing what the future holds. It also helps avoid acting in absolutes like “value will never come back” or “fixed income is dead.” The discipline of diversification often leads to a more robust approach that can help weather the inevitable storm markets create.
2. **Stick to the Plan** –
 - a. If you don’t have a plan, get one (or [contact us](#)).
 - b. Conceive your plan with realistic expectations on risk you can handle and returns you can achieve.
 - c. When you have a plan, do not change it in the middle of the game. Have faith in the process and recognize the plan was built knowing recessions and bear markets would happen.
3. **Long-Term is Where the Real Money is Made** – This comment cuts at the heart of many truths in investing. Compounding over the long-term may be the 8th wonder of the world. Short-term expectations often lead to ‘flavor of the day’ investing, which rarely stands the test of time. No strategy works all the time, especially when passing judgment in a short window of time. Stay long-term and let the markets work for you, rather than you working against them.



DISCLOSURE:

Advisory services offered through Veracity Capital, LLC, a registered investment advisor. Information presented is for educational purposes only and does not intend to make an offer or solicitation for the sale or purchase of any specific securities, investments, or investment strategies. Investments involve risk and, unless otherwise stated, are not guaranteed. Be sure to first consult with a qualified financial advisor and/or tax professional before implementing any strategy discussed herein. Past performance is not indicative of future performance.

This performance report provides information regarding the accounts managed by Veracity Capital, LLC, in accordance with your investment objectives. You should communicate any changes to your current investment objectives or financial condition to Veracity Capital, LLC.

Past performance is not indicative of future performance. Principal value and investment return will fluctuate. No guarantees or assurances that the target returns will be achieved, or objectives will be met, are implied. Future returns may differ significantly from past returns due to many different factors. Investments involve risk and the possibility of loss of principal. The values and performance numbers represented in this report do not reflect management fees. The values used in this report were obtained from sources believed to be reliable. Veracity Capital, LLC, calculated performance numbers using data provided. Please consult your custodial statements for an official record of value.

This information may be taken, in part, from external sources. We believe these external sources to be reliable, but no warranty is made as to accuracy. This material is not financial advice or an offer to sell any product. There is no guarantee of the future performance of any Veracity Capital, LLC, portfolio. The investment strategies discussed may not be suitable for all investors. Before investing, consider your investment objectives and Veracity Capital, LLC, charges and expenses. All investment strategies have the potential for profit or loss.

Benchmarks: The index / indices used by Veracity Capital, LLC, have not been selected to represent an appropriate benchmark to compare an investor's performance, but rather are disclosed for informational purposes. Detailed information regarding the indices is available upon request. The volatility of the indices may be materially different than that of the portfolio.

Veracity Capital, LLC, is a registered investment advisor. Registration does not imply a certain level of skill or training. More information about Veracity Capital, LLC, including its advisory services and fee schedule, can be found in Form ADV Part 2 which is available upon request.